


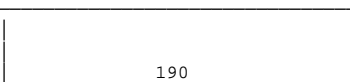









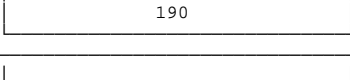
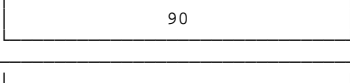
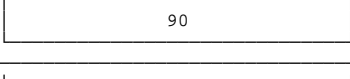
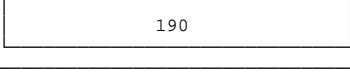
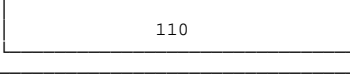




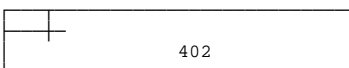



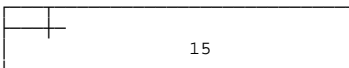



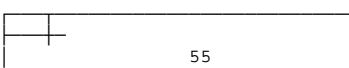


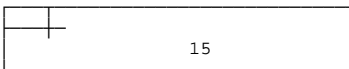

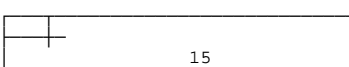


JLD Engineering sprl Sur les Keyeux, 21 4630 SOUMAGNE			Dossier : 24/2870 TRANSFORMATION IMMEUBLE YILMAZ B.			Architecte : C. BOUCKAERT		Plan : 24_2870_1 Indice : Acier : BE50			Date : 10/10/24 Page : 1/5	
REP.	DESIGNATION	N.P	PAS	NB.	TOT.	Ý	LG.	DESCRIPTION DU PROFIL				
1	RADIER ASCENSEUR	1	30.0	6	6	10	200	<div>200</div>				
2		1	15.0	4	4	10	90	60	<div>30</div>			
3		1		10	10	10	73	15	<div>43</div>			15
4		1		4	4	12	135	120	<div>15</div>			
5	DALLE ACCES CAVES	1		2	2	10	150	<div>150</div>				
6		1		2	2	10	100	<div>100</div>				
7	ATT DANS S8	1		4	4	12	122	12	<div>110</div>			
8	LIAISON S3	1		3	3	10	100	<div>100</div>				
9	SEMELE S3	1	14.0	6	6	10	150	15	<div>120</div>			15
10		2	18.0	2	4	10	100	15	<div>70</div>			15
11		2	18.0	2	4	12	100	15	<div>70</div>			15
12		1	15.0	6	6	16	152	16	<div>120</div>			16
13	ATT DANS S3	1		4	4	10	140	10	<div>130</div>			
14		1		4	4	16	200	20	<div>180</div>			
15	PF1	2		5	10	16	482	16	<div>450</div>			16
16		1	20.0	19	19	8	196	45	<div>45</div>			
17	SEMELE S4	1		3	3	10	100	<div>100</div>				
18		1		2	2	12	280	<div>280</div>				

JLD Engineering sprl Sur les Keyeux, 21 4630 SOUMAGNE		Dossier : 24/2870 TRANSFORMATION IMMEUBLE YILMAZ B.			Architecte : C. BOUCKAERT			Plan : 24_2870_1 Indice : Acier : BE50			Date : 10/10/24 Page : 2/5	
REP.	DESIGNATION	N.P	PAS	NB.	TOT.	Ý	LG.	DESCRIPTION DU PROFIL				
19	SEMELE S5	1	14.0	7	7	12	220	15			15	
20		2	18.0	4	8	10	120	15			15	
21		2	18.0	4	8	12	120	15			15	
22		1	14.0	7	7	14	220	15			15	
23	ATT DANS S5	1		4	4	10	110	10				
24		1		4	4	20	155	20				
25		1		2	2	12	125	15				
26	PF2	2		5	10	16	592	16			16	
27		1	20.0	24	24	8	216	45				
28	SEMELE S6	1		3	3	10	100					
29		1		3	3	10	100					
30		1		2	2	12	280					
31	SEMELE S7	1	14.0	7	7	12	220	15			15	
32		2	18.0	3	6	10	120	15			15	
33		2	18.0	3	6	12	120	15			15	
34		1	14.0	7	7	14	220	15			15	
35	ATT DANS S7	1		2	2	12	125	15				
36		1		4	4	10	110	10				

JLD Engineering sprl Sur les Keyeux, 21 4630 SOUMAGNE			Dossier : 24/2870 TRANSFORMATION IMMEUBLE YILMAZ B.			Architecte : C. BOUCKAERT		Plan : 24_2870_1 Indice : Acier : BE50			Date : 10/10/24 Page : 3/5
REP.	DESIGNATION	N.P	PAS	NB.	TOT.	Ý	LG.	DESCRIPTION DU PROFIL			
37		1		4	4	20	155	20			
38	PF3	2		6	12	16	592	16			16
39		1	20.0	24	24	8	236	45			
40	SEMELE S8	2		2	4	12	412	15			15
41		2		2	4	16	868	16			
42		1	20.0	19	19	8	186	45			
43	LIAISON S7_S8	2		3	6	10	100				
44	C4_0	1		2	2	12	292				
45		1	15.0	19	19	8	156	55			
46		1		4	4	10	292				
47		1		4	4	20	312	20			
48	C6_0	1		2	2	12	282				
49		1	15.0	18	18	8	156	15			
50		1		4	4	10	282				
51		1		4	4	20	302	20			
52	C3_0	1	15.0	20	20	6	70	14			
53		1		4	4	12	303				
54	C5_0	1	15.0	19	19	6	70	14			

JLD Engineering sprl Sur les Keyeux, 21 4630 SOUMAGNE		Dossier : 24/2870 TRANSFORMATION IMMEUBLE YILMAZ B.			Architecte : C. BOUCKAERT		Plan : 24_2870_1 Indice : Acier : BE50		Date : 10/10/24 Page : 4/5		
REP.	DESIGNATION	N.P	PAS	NB.	TOT.	Ý	LG.	DESCRIPTION DU PROFIL			
55		1		4	4	12	288	<div>288</div>			
56	C7_0	1	15.0	18	18	6	70	14	<div><div></div><div>15</div></div>		
57		1		4	4	12	278	<div>278</div>			
58	C8_0	1	15.0	16	16	8	146	55	<div><div></div><div>10</div></div>		
59		1		4	4	10	246	<div>246</div>			
60		1		4	4	16	262	16	<div>246</div>		
61	C9_0	1	15.0	16	16	8	86	15	<div><div></div><div>20</div></div>		
62		1		4	4	12	232	<div>232</div>			
63	ANCRAGE FACADE	2	10.0	2	4	8	136	35	<div><div></div><div>25</div></div>		
64	ATT DANS S4	1		4	4	12	122	12	<div>110</div>		
65	ATT DANS S6	1		4	4	12	122	12	<div>110</div>		
66	ATT DANS S8	1		4	4	12	122	12	<div>110</div>		
67	C10_0	1		2	2	10	60	<div>60</div>			
68		3		2	6	10	100	<div>100</div>			

JLD Engineering sprl Sur les Keyeux, 21 4630 SOUMAGNE	Dossier : 24/2870 TRANSFORMATION IMMEUBLE YILMAZ B.	Architecte : C. BOUCKAERT	Plan : 24_2870_1 Indice : Acier : BE50	Date : 10/10/24 Page : 5/5
R E C A P I T U L A T I F     D E S     L O N G U E U R S     E T     P O I D S     P A R     D I A M E T R E				
D I A M E T R E	P O I D S     U N I T A I R E S	L O N G U E U R S	T O T A L E S	P O I D S     T O T A U X
6	0.221	40		9
8	0.394	281		111
10	0.615	130		80
12	0.890	165		147
14	1.210	31		37
16	1.570	241		378
20	2.460	37		91
P O I D S     T O T A L				<b>852 kg</b>
Treillis : #150x150x8x8 : 17,2 m2 x 5,26 kg/m2				91
#150x150x10x10 : 3,6 m2 x 8,27 kg/m2				30
				<b>121kg</b>

Non compté : treillis des dalles de sol et des chapes de compression